

# HYMN: A Novel Hybrid Multi-Hop Routing Algorithm to Improve the Longevity of WSNs

Ahmed E.A.A. Abdulla, *Student Member, IEEE*, Hiroki Nishiyama, *Member, IEEE*, Jie Yang, Nirwan Ansari, *Fellow, IEEE*, and Nei Kato, *Senior Member, IEEE*

**Abstract**—Power-aware routing in Wireless Sensor Networks (WSNs) is designed to adequately prolong the lifetime of severely resource-constrained ad hoc wireless sensor nodes. Recent research has identified the energy hole problem in single sink-based WSNs, a characteristic of the many-to-one (convergecast) traffic patterns. In this paper, we propose HYbrid Multi-hop routiNg (HYMN) algorithm, which is a hybrid of the two contemporary multi-hop routing algorithm architectures, namely, flat multi-hop routing that utilizes efficient transmission distances, and hierarchical multi-hop routing algorithms that capitalizes on data aggregation. We provide rigorous mathematical analysis for HYMN—optimize it and model its power consumption. In addition, through extensive simulations, we demonstrate the effective performance of HYMN in terms of superior connectivity.

**Index Terms**—Wireless sensor networks, energy hole problem, sink node isolation, hotspot problem, power-aware routing, HYbrid Multi-hop routiNg (HYMN), multi-hop routing, network lifetime, energy consumption modeling.

## I. INTRODUCTION

RECENT developments of wireless communications and nanotechnology coupled with their low costs have accelerated the spread of Wireless Sensor Networks (WSNs) [1]–[5], in which wireless-transmission capable sensor-equipped nodes are deployed in great numbers to collect information concerning areas of interest. They are ideal for a variety of applications, ranging from environmental (e.g., temperature readings) to military uses (e.g., adversary movement).

This work focuses on single sink based WSNs, in which a WSN is composed of a number of sensor nodes associated with a single sink node. The primary role of sensor nodes is to gather data of importance from its surroundings. Also, owing to the infrastructureless operation of WSNs, the sensor nodes assume the packet-forwarding role by relaying transmissions from other sensor nodes. The sink node assumes the role of a network gateway, through which data are gathered from sensor

nodes, and where from users can extract the data from the WSN.

Sensor nodes are powered by batteries. Since a battery has finite energy, replacing a large number of batteries is impractical. Hence, power-efficient technologies are essential for WSNs. Consequently, much research effort has been focused on power-aware routing to prolong the operation of WSNs. However, the sink node isolation problem, defined as the isolation of the sink node as a result of the energy starvation of nodes which are close-by the sink, has not received sufficient treatment.

The design assumptions of WSNs have a great effect on the severity of the sink node isolation problem. To date, the state-of-art research on power-aware routing designed to mitigate the sink node isolation problem at the expense of deployment costs of WSNs. Therefore, in this work, we consider a WSN design that is practical, and low cost. We propose HYbrid Multi-hop routiNg (HYMN) to mitigate the impact of sink node isolation. To our best knowledge, this is the first design that considers a hybrid multi-hop routing architecture<sup>1</sup>. We rigorously analyze HYMN via mathematical modeling, and show its superiority via extensive computer simulations. HYMN can applied to a variety of WSN applications such as environmental monitoring, where data about the environment are gathered.

The remainder of this paper is organized in the following manner. We give an extensive literature review in Section II. Section III presents a taxonomy of contemporary WSN multi-hop routing algorithm architectures. In Section IV, we present HYMN, along with a rigorous analysis of its power consumption characteristics via mathematical modeling. Section V depicts the criteria of HYMN to achieve optimal performance in terms of minimum power consumption with respect to its hybrid boundary. We continue our evaluation of HYMN in Section VI with computer simulations, and conclude this paper in Section VII.

## II. RELATED WORKS

Sink node isolation is a direct consequence of energy consumption imbalance in WSN that has been referred to by several different terms such as hotspot and energy hole problems. Ammari and Das [7] indicated that this problem was first identified in [8]. To quantify the severity of this problem, researches in [9], [10] argue that by the time when

<sup>1</sup>The basic idea of HYMN was first presented at GLOBECOM 2010 [6], which received the best paper award.

Manuscript received June 28, 2011; revised December 19, 2011; accepted January 17, 2012. The associate editor coordinating the review of this paper and approving it for publication was L. Cai.

A. E. A. A. Abdulla (corresponding author), H. Nishiyama, and N. Kato are with the Graduate School of Information Sciences, Tohoku University, Sendai 980-8579, Japan (e-mail: {ahmed, bigtree, kato}@it.ecei.tohoku.ac.jp).

J. Yang is with the School of Information and Communication Engineering, Beijing University of Posts and Telecommunications, Beijing, China (e-mail: janeyang@bupt.edu.cn).

N. Ansari is with the Advanced Networking Laboratory, Department of Electrical and Computer Engineering, New Jersey Institute of Technology, Newark, NJ 07102 USA (e-mail: nirwan.ansari@njit.edu).

Digital Object Identifier 10.1109/TWC.2012.050112.111222

the sensor nodes that are one-hop away from the sink node exhaust their energies, sensors farther away can have up to 93% of their initial energy left.

The nature of sink node isolation is dramatically affected by WSN design, which can be categorized according to mobility, number of sink nodes, node distribution, use of multi-hop transmissions, and heterogeneity. It is worth nothing that an algorithm designer can choose to adopt one or more of these design characteristics collectively. We describe the implication of each characteristic on sink node isolation.

WSNs can be categorized into mobile-WSNs and immobile-WSNs; introducing mobility increases the cost of WSN deployment, thus dramatically affecting its feasibility. Sink node isolation in immobile WSNs is extremely challenging; on the other hand, WSNs which utilize mobility can overcome the above stated problem. With the sink node moving, the energy consumption can be balanced over all the nodes in the WSN. Additionally, the sink node trajectory can be calculated in a fashion that allows gathering of data as long as sensor nodes are alive. The algorithm described in [11] facilitates sink mobility to gather data, but fails to take advantage of the intrinsically correlated nature of the data collected from the WSN. In comparison, the methods proposed in [7], [12] form sensor node clusters to aggregate the data collected from the network in order to limit the volume of data that need to be transmitted. Mobility can also be utilized in wireless mobile sensor networks, where the sensor nodes are mobile and can change their positions in a deterministic manner as in [13]. Mobility in this scenario can be utilized when sink node isolation occurs, by repositioning sensor nodes in such a manner as to give the sink node sufficient routes to assure connectivity to the rest of the network. In our work, we consider the case where the sink and sensor nodes are immobile.

WSNs are classifiable according to the number of sinks in the WSN. We consider the case where the WSN is single-sinked, which is much more cost effective than a multiple-sinked WSN. Multiple-sinked WSNs have much greater resiliency to sink node isolation. These designs partition the WSN into multiple smaller segments, effectively distributing the relay load across multiple sinks, and thus resulting into more uniform energy consumption traffic patterns in the WSN. References [14]–[16] show examples of such designs. Furthermore in [14], the multiple sinks are mobile and thus result in an additional decrease in total energy consumption of the WSN.

Wu *et al.* [17] argued that unbalanced energy depletion is unavoidable in a single sink-based WSN with many-to-one communications and uniform node distribution. Nevertheless, with a nonuniform node distribution, sink node isolation can be avoided for a longer period. Since the traffic load that sensor node incurs increases as its position gets closer to the sink node, increasing sensor node density in areas that are closer to that sink node helps mitigate sink node isolation. This design renders wasteful utility of sensor nodes because areas with a high number of sensor nodes are over monitored, thus resulting in large redundancy in traffic flow. Hence, we focus on the WSNs with uniform node distribution.

The transmission strategy in WSNs can be single-hop or multi-hop. Researches in [18], [19] demonstrate examples of WSNs with sensor nodes having the ability to vary their transmission power to send data directly to the sink in a single-hop fashion rather than using a multi-hop transmission scheme. Since using sink-direct single-hop transmission wastes the transmitting node's energy, research in this direction considers the balance between single-hop and multi-hop transmission for sensor nodes. It is impractical to improvise all nodes with the transmission power to reach the sink node directly (i.e., one-hop); the size of WSN is then limited by the one-hop transmission range of the sensor nodes, and the power consumption is likely to be inefficient. Furthermore, the work in [18] argues that balancing energy consumption via sink-direct transmission leads to inefficiencies in total energy power consumption. Thus, we consider multi-hop transmission WSN.

WSN can be heterogeneous or homogeneous. Heterogeneous WSNs [20]–[22] are a mix of normal sensor nodes and special sensor nodes. Special sensor nodes are better provisioned, in terms of power capacity, processing power, and transmission distance, and thus, heterogeneous WSNs are well equipped to mitigate the sink node isolation. Soro and Heinzelman [20] suggested deploying a group of highly provisioned sensor nodes (cluster heads), which are deterministically placed and can change their positions; these nodes act as cluster heads of groups of regular sensor nodes. The better provisioned cluster head nodes handle inter-cluster communication and change their positions to optimize power consumption. Perillo *et al.* [21] analyzed the cost trade-off of deploying a heterogeneous WSN. Mhatre *et al.* [22] considered the issue of optimizing the appropriate densities of special and normal sensor nodes to avoid sink node isolation for a guaranteed number of rounds. Heterogeneous WSNs normally incur higher deployment costs than homogeneous WSNs, and hence we opt for the latter for their feasibility.

In summary, WSNs considered in this work are homogeneously composed of normal nodes, single-sinked, immobile, and incorporated with multi-hop transmission schemes. These assumptions are practical and meet low-cost deployment constraints. To cope with these constraints, we propose HYbrid Multi-hop routiNg (HYMN) that aims to mitigate the impact of sink node isolation. Additionally, HYMN can be adopted to fit into any of the design assumptions stated above.

### III. POWER-AWARE MULTI-HOP ROUTING ALGORITHMS FOR WIRELESS SENSOR NETWORKS

Routing is the process of selecting a path from a set of available paths based on some desired criteria. Intuitively, in order for the routing algorithm to maximize the WSN's network lifetime, the path that achieves minimum power consumption should be selected. Many multi-hop routing algorithms have been proposed [23]–[26]. These can be widely classified into flat multi-hop routing algorithms and hierarchical multi-hop routing algorithms, respectively.

#### A. Flat multi-hop routing algorithms

Flat multi-hop routing algorithms aim to select paths that minimize the total power consumption used for sending data

from individual sensor nodes to the sink node. Each node is able to establish communication with sensor nodes that lie within its maximum transmission range, and the individual link utilization differs depending on which routing algorithm is applied. For example, the authors in [27], [28] have proposed algorithms aiming to minimize the total power consumption while routing data from individual sensor nodes to the sink node. According to [10], [28]–[30], the following equations quantify link costs between each pair of nodes.

$$linkcost(i, j) = e_s(i) + e_r(j) \quad (1)$$

$$e_s(i) = \epsilon_1 d_{i,j}^\phi + \epsilon_2 \quad (2)$$

$$e_r(j) = \epsilon_3. \quad (3)$$

Here, the energy cost of transmitting a single unit of data from node  $i$  to node  $j$ ,  $linkcost(i, j)$ , is attributed to two components, cost on the transmitting node  $e_s(i)$  and the cost on the receiving node  $e_r(j)$ . Also,  $e_s(i)$  is proportional to the displacement,  $d_{i,j}$ , between the transmitting node  $i$  and receiving node  $j$ .  $\phi$  is the path loss exponent dependent on the wireless fading environment, its value is usually from 2 to 4, and it is 2 for short distances and 4 for long distances. The term  $\epsilon_1$  is a constant specific to a specific wireless system.  $\epsilon_2$  is the electronics energy, characterized by factors such as digital coding, modulation, filtering, and spreading of the signal. The term  $e_r(j)$  is a constant equal to  $\epsilon_3$ , which is a characteristic quantity dependent on the receiving node’s receiving circuit. If the path, where the summation of all link costs is the minimum, is used to relay data to the sink, the total power consumed by the WSN is minimized, in effect extending the lifetime of the network.

Although the algorithm described above selects the path with the minimum power consumption, the power consumption is not uniform and overburdens certain nodes, thus leading to their quick battery depletion. This problem can be alleviated by redefining the  $linkcost$  as:

$$linkcost(i, j)_{uniform} = \frac{linkcost(i, j)}{E_i^n}. \quad (4)$$

As shown above, dividing  $linkcost(i, j)$  over the residual energy of the transmitting node  $E_i$  decreases the probability of the node being chosen, thus enabling more uniform energy consumption patterns over all nodes and at the same time minimizing the total power consumption of the WSN. For example, Toh [29] selected  $n$  to be 2. Besides, the previously mentioned algorithms such as  $zP_{min}$  [30] and max-min T [31]–[34] have also been proposed.

### B. Hierarchical multi-hop routing algorithms

Although flat multi-hop routing algorithms enable routing of data in a fashion that minimizes the power consumption of the WSN, they fail to exploit the data aggregation opportunities by virtue of data collected from the WSN. In many WSN applications with the relatively high node density, the data collected by individual nodes are highly redundant, thus making data aggregation a very attractive scheme in WSNs. Hierarchical multi-hop routing algorithms aim to capitalize on the highly-correlated nature of WSN’s collected data. We describe the operation of the most notable example of hierarchical multi-hop

routing algorithms, dubbed Low-Energy Adaptive Clustering Hierarchy (LEACH) [35], for illustrative purposes. In LEACH, nodes are organized in a two-level hierarchy, where their roles differ according to which level they belong to. That is, a node can be a Cluster Head (CH) or a Cluster Member (CM), and these roles are changeable in a unit of time referred to as a round. At the commencement of each round, some nodes take the role of CH according to a specific probability, and the rest of the nodes assume the CM role. Each CM joins a CH, and a cluster is formed out of a single CH and a number of CMs. Each CH collects data from its respective CMs, then aggregates them with its own sensed data, and transmits them directly in a single-hop fashion to the sink node.

Since CHs in LEACH transmit directly to the sink node and they are relatively fewer in number than the entire number of nodes in the network, the single-hop CH-to-sink transmission tends to become inefficient, thus resulting in rapid battery depletion in the CHs. To increase the efficiency of CH-to-sink transmission, multi-hop variants of LEACH [36] have been proposed, aiming to mitigate this problem by using multi-hop transmission between CHs and the sink node.

While CHs are chosen randomly in LEACH, modifying the scheme on selecting CHs can decrease power consumption. For example, HEED [37] gives nodes with a larger number of links a higher probability of becoming a CH, thus decreasing the communication distances between the CH and its CMs, and resulting in reduction of power consumption within each cluster. PEACH [38] gives nodes with higher residual power a higher probability to become a CH, thereby improving fairness of power consumption among nodes.

Owing to the relatively small number of nodes used to relay data, the transmission distance tends to be large, thus resulting in low-efficiency transmissions. Yet, hierarchical multi-hop routing algorithms are well suited for this scenario because of their ability to capitalize on the intrinsically correlated nature of data in the WSN.

### C. Sink node isolation in WSNs

Herein, we introduce a taxonomy of WSN structure from the sink node’s standpoint, and we show the importance of some specific nodes. In wireless multi-hop networks, only the nodes that lie within the circumference of the maximum transmission range of the sink node can reach the sink node via single-hop transmissions, and we refer to this area as the Sink Connectivity Area (SCA). Nodes that lie in the SCA also assist nodes that lie outside the circumference of the maximum transmission range of the sink node with connectivity to the sink node by relaying their transmitted data. Intuitively, owing to the many-to-one (convergecast) traffic patterns in WSNs, the volume of data relayed per node is proportional to how close the node is to the sink node, with nodes positioned close to the sink relaying more data, thus in effect shortening their lifetime. In general, SCA nodes have shorter lifetimes as compared to non-SCA nodes. When all SCA nodes die, the sink node becomes completely isolated from the rest of the network. In other words, to accurately quantify the lifetime of the WSN, the sink node isolation problem should be taken into consideration. In this work, we propose HYbrid Multi-hop routing (HYMN), as exhibited in Fig. 1(a), to mitigate

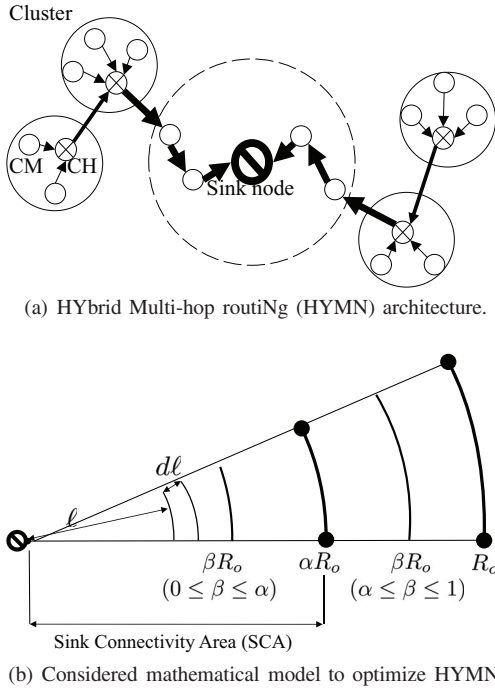


Fig. 1. HYbrid Multi-hop routiNg (HYMN).

the sink node isolation. We conduct rigorous mathematical analysis of HYMN, in modeling its power consumption and optimizing its hybrid boundary. Moreover, we demonstrate its superiority via rigorous simulations.

#### IV. HYBRID MULTI-HOP ROUTING ALGORITHM

In multi-hop wireless networks, the number of nodes in the SCA tends to be generally less than those outside the SCA, and consequently the volume of data that they sense is significantly less than the data they relay. In other words, to decrease the energy consumption of the SCA, the volume of inflow data has to be limited, and/or the energy consumption of each data relayed must be efficiently low. Our proposed algorithm HYMN, presented in Fig. 1(a), actualizes these two solutions by utilizing hierarchical multi-hop routing algorithm to restrict the influx of data coming into the SCA, and employing a flat multi-hop routing algorithm to ensure efficient data relay inside the SCA.

##### A. Routing outside the SCA

The power consumption of the SCA is proportional to the volume of data influx from outside the SCA that needs to be relayed by SCA nodes, and thus it is apparent that limiting this influx of data is indispensable. Applying a hierarchical multi-hop routing algorithm outside the SCA decreases energy consumption in the SCA by limiting the volume of data that the SCA nodes need to relay. It is worth noting that the inter-cluster transmission inefficiencies of hierarchical multi-hop routing algorithms only affect nodes outside the SCA.

##### B. Routing inside the SCA

Every unit of data inflowing into the SCA needs to be relayed by using the minimum power consumption per trans-

mission. This objective is realizable by using a flat multi-hop routing algorithm. A flat multi-hop routing algorithm can minimize transmission distances, thus decreasing the energy consumption in the SCA.

##### C. Energy consumption in the SCA

In this section, we model the energy consumption of SCA by proposing the analytical model shown in Fig. 1(b) along with its parameters listed in Table I. We assume that the network is sufficiently dense in order to derive the closed form expressions. However, it should be noted that the theoretical results derived from our model are almost the same as the results of simulations unless the network is very sparse. In Fig. 1(b), the hybrid boundary,  $\beta R_o$ , is the location where the employed routing is changed from flat to hierarchical and vice versa. It determines the ratio between the areas where flat and hierarchical multi-hop routing algorithms are deployed. With respect to the SCA,  $\alpha R_o$ , the hybrid boundary could exist in two locations, outside and inside the SCA.

1) *The hybrid boundary is outside the SCA:* When  $\alpha \leq \beta \leq 1$ , the SCA power consumption,  $E_{SCA}^{OUT}$ , can be divided to two components, as follows:

$$E_{SCA}^{OUT} = E_S^{OUT} + E_R^{OUT}, \quad (5)$$

where  $E_S^{OUT}$  and  $E_R^{OUT}$  denote the energy consumed to transfer the data sensed from inside the SCA to the sink node, and the energy consumed for relaying data inflowing to the SCA to the sink node, respectively.  $E_S^{OUT}$  is formulated as:

$$\begin{aligned} E_S^{OUT} &= \int_0^{\alpha R_o} m \times 2\ell\pi d\ell\rho \times \frac{\ell}{d_F} \times e(d_F) \\ &= \frac{2}{3}\pi m\rho \frac{e(d_F)}{d_F} R_o^3 \alpha^3, \end{aligned} \quad (6)$$

where  $m$  is message size.  $2\ell\pi d\ell\rho$  represents the number of nodes within the ring of  $d\ell$  width with node density  $\rho$ .  $\ell/d_F$  is the hop count between this ring and the sink node for a flat multi-hop routing distance  $d_F$ .  $e(d_F)$  is the energy consumed for sending a unit of data over a distance  $d_F$ .  $E_R^{OUT}$  is formulated by using the volume of data flow to the SCA,  $M$ , as follows.

$$\begin{aligned} E_R^{OUT} &= M \times \frac{\alpha R_o}{d_F} \times e(d_F) \\ &= \{\pi(1 - \beta^2)R_o^2\rho m\gamma + \pi(\beta^2 - \alpha^2)R_o^2\rho m\} \frac{\alpha R_o}{d_F} e(d_F) \\ &= \pi m\rho R_o^3 \alpha \frac{e(d_F)}{d_F} \{\gamma + (1 - \gamma)\beta^2 - \alpha^2\}, \end{aligned} \quad (7)$$

where the terms,  $\pi(1 - \beta^2)R_o^2\rho$  and  $\pi(\beta^2 - \alpha^2)R_o^2\rho$ , reflect the number of nodes in hierarchical and flat multi-hop routing areas in the SCA, respectively.  $\alpha R_o/d_F$  is the hop count between the hybrid boundary and the sink node.  $\gamma$  is the compression rate.

2) *The hybrid boundary is inside the SCA:* If  $0 \leq \beta \leq \alpha$ ,  $E_{SCA}^{IN}$ , the energy consumption in the SCA, can be divided to four components as follows:

$$E_{SCA}^{IN} = E_S^F + E_S^{CM} + E_S^{CH} + E_R^{IN}, \quad (8)$$

where  $E_S^F$  is the energy consumption attributed to transferring the data originating from within the interior of  $\alpha R_o$  to the sink

TABLE I  
Experimental settings with the associated model parameters.

Symbol	Definition	Experimental value
$d_F$	Average distance between nodes in flat multi-hop routing	—
$d_{CH}$	Average transmission distance for CHs	—
$d_{CM}$	Average distance between CH and CMs	—
$e(d)$	Power consumption over distance $d$	—
$R_o$	Field size	1500 [m]
$\alpha$	Factor of SCA radius $0 \leq \alpha \leq 1$	—
$\beta$	Factor of hybrid boundary	—
$\rho$	Node density	—
$\delta$	CH ratio $0 < \delta < 0.5$	0.2
$\gamma$	Data compression ratio $0 < \gamma \leq 1$	0.8
$m$	Message size	1
$\epsilon_1$	Transmitting circuitry characteristic constant	$2 \times 10^{-7}$ [J/byte/m <sup>2</sup> ]
$\epsilon_2$	Transmitting circuitry characteristic constant	$2 \times 10^{-6}$ [J/byte]
$\epsilon_3$	Receiving circuitry characteristic constant	$2 \times 10^{-6}$ [J/byte]
—	Number of nodes	500
—	Maximum transmission range	600 [m]
—	Initial energy of each node	10 [J]

node;  $E_S^{CM}$  quantifies the energy consumption of CMs within the SCA when they send data originated within the SCA to their respective CHs;  $E_S^{CH}$  is the energy consumed by CHs within the SCA to send their aggregated data to the sink node; and  $E_R^{IN}$  is the energy consumed to relay data flowing into the SCA to the sink node by both flat multi-hop routing nodes and CH nodes within the SCA. They are formulated as follows:

$$\begin{aligned} E_S^F &= \int_0^{\beta R_o} m \times 2\ell\pi d\ell\rho \times \frac{\ell}{d_F} \times e(d_F) \\ &= \frac{2}{3}\pi m\rho \frac{e(d_F)}{d_F} R_o^3 \beta^3. \end{aligned} \quad (9)$$

The fomulation of Eq. (9) follows that of Eq. (6).

$$E_S^{CM} = m\pi R_o^2(\alpha^2 - \beta^2)\rho(1 - \delta)e(d_{CM}). \quad (10)$$

The term  $\pi R_o^2(\alpha^2 - \beta^2)\rho(1 - \delta)$  represents the number of CMs in the SCA.

$$\begin{aligned} E_S^{CH} &= \int_{\beta R_o}^{\alpha R_o} m\gamma \times 2\ell\pi d\ell\rho \times \\ &\left\{ \frac{(\ell - \beta R_o)}{d_{CH}} e(d_{CH}) + \frac{\beta R_o}{d_F} e(d_F) \right\} \\ &= \frac{1}{3}\pi m\rho\gamma R_o^3(\alpha - \beta) \times \\ &\left\{ (2\alpha + \beta)(\alpha - \beta) \frac{e(d_{CH})}{d_{CH}} + 3\beta(\alpha + \beta) \frac{e(d_F)}{d_F} \right\}, \end{aligned} \quad (11)$$

where the terms,  $(\ell - \beta R_o)/d_{CH}$  and  $\beta R_o/d_F$ , are the hop counts in hierarchical and in flat multi-hop routing areas, respectively.

$$E_R^{IN} = m\gamma\pi R_o^3(1 - \alpha^2)\rho \times \left\{ (\alpha - \beta) \frac{d_{CH}}{e(d_{CH})} + \beta R_o \frac{d_F}{e(d_F)} \right\}, \quad (12)$$

where the terms,  $(\alpha - \beta)R_o/d_{CH}$  and  $\beta R_o/d_F$ , are the hop counts of CHs in the hierarchical routing and the number of nodes in flat routing areas of the SCA, respectively.

## V. OPTIMAL HYBRID BOUNDARY IN HYMN

In this section, by utilizing the model developed in the previous section, we investigate the behavior of HYMN with respect to the SCA,  $\beta$ , its effect on energy consumption in the SCA,  $E_{SCA}$ , and its behavior with respect to environmental and deployment parameters, and subsequently determine the optimal hybrid boundary.

### A. Optimal hybrid boundary behavior

There is a strong relationship between SCA and hybrid boundary. The hybrid boundary may exist inside or outside the SCA, as discussed below.

1) *The hybrid boundary is outside the SCA:* If the hybrid boundary,  $\beta$ , is outside the SCA, the energy consumption can be calculated from Eq. (5), and apparently from Eq. (7),  $E_R$  is a monotonic increasing function of  $\beta$ ; thus, to minimize the power consumption of the SCA, the hybrid boundary should lie within the SCA, i.e.,  $0 < \beta \leq \alpha$ . This result can be derived from intuition because in order to minimize the power consumption attributed to  $E_R^{OUT}$ , hierarchical multi-hop routing must be applied to all non-SCA nodes. Also, from this result, we conclude that HYMN cannot become purely composed of flat multi-hop routing.

2) *The hybrid boundary is inside the SCA:* Taking a closer look at  $E_S^F, E_S^{CM}, E_S^{CH}, E_R^{IN}$  reveals that,  $E_{SCA}^{IN}$  is a polynomial function of degree three, as shown below,

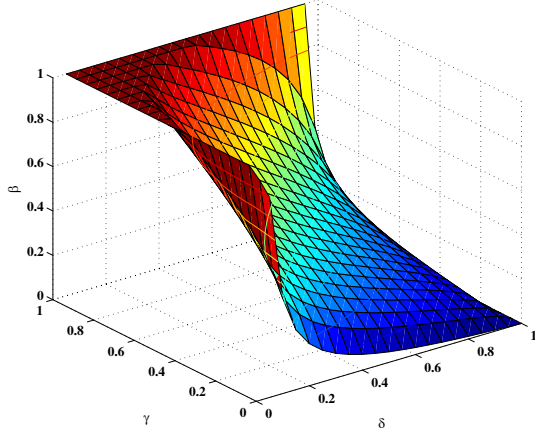
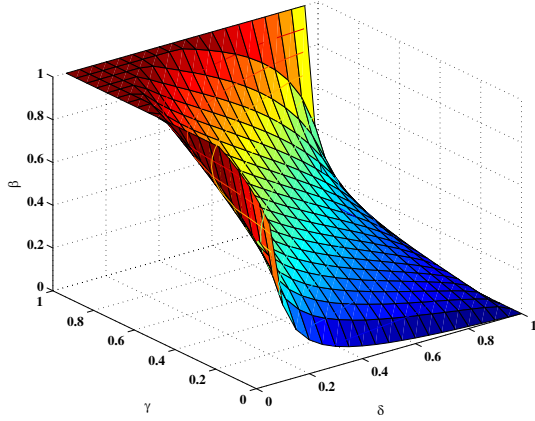
$$\begin{aligned} E_{SCA}^{IN} &= E_S^F + E_S^{CM} + E_S^{CH} + E_R^{IN} \\ &= A_1\beta^3 + A_2\beta^2 + A_3\beta + A_4. \end{aligned} \quad (13)$$

The coefficients of the above function are signed as  $A_1 > 0$ ,  $A_2 < 0$ ,  $A_3 < 0$ , and  $A_4 > 0$ . Applying the first derivative test can reveal information about the function's behavior, and thus

$$(E^{IN})' = 3A_1\beta^2 + 2A_2\beta + A_3. \quad (14)$$

If  $\beta$  is 0, i.e., the hybrid boundary coincides with the sink, and only hierarchical multi-hop routing is used, the above equation becomes

$$(E_{\beta=0}^{IN})' = A_3 < 0. \quad (15)$$

(a) Optimal hybrid boundary ( $\beta R_o$ ) for ( $R_o = 1000m$ ).(b) Optimal hybrid boundary ( $\beta R_o$ ) for ( $R_o = 1200m$ ).Fig. 2. Optimal hybrid boundary ( $R_o$ ) for different values of  $R_o$ .

This indicates that the function has a negative gradient, entailing that the energy consumption will decrease as the distance between the hybrid boundary and the sink increases. Furthermore, the discriminant of Eq. (16),

$$4A_2^2 - 12A_1A_3 > 0, \quad (16)$$

dictates two distinct real roots, which are the critical points of Eq. (16). We conclude that they include the point that yields the minimum of Eq. (13), and thus optimizes HYMN<sup>2</sup>.

### B. Quantifying energy consumption in the SCA

To further investigate the optimal location of the hybrid boundary, we derive a mathematical expression to quantify the power consumption in the SCA, i.e., quantifying Eq. (5) and Eq. (13). First, we derive the expected statistical values of  $d_F$ ,  $d_{CH}$ , and  $d_{CM}$  defined in Tabel I.  $d_F$ ,  $d_{CH}$ , and  $d_{CM}$  are related to the shape of the cluster. For example, when the shape of a cluster is predetermined, researchers have calculated these values for clusters with square [39], rhombus [40],

<sup>2</sup>The conditions for the hybrid boundary to enter into the SCA are considered in the Appendix.

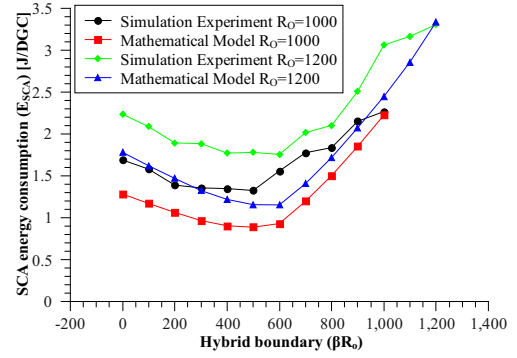
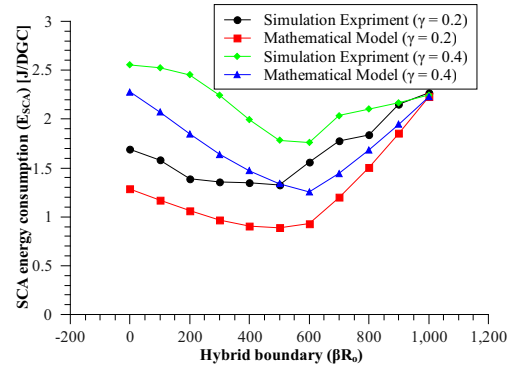
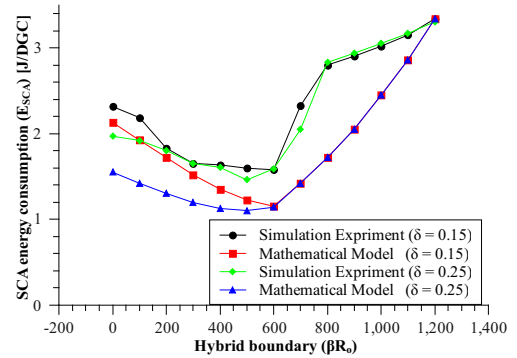
(a) Effect of field size ( $R_o$ ) on optimal hybrid boundary.(b) Effect of compression rate ( $\gamma$ ) on optimal hybrid boundary.(c) Effect of CH ratio ( $\delta$ ) on optimal hybrid boundary.

Fig. 3. Characteristics of optimal hybrid boundary.

hexagon [41], and circle [42] shapes. Alternatively, when the cluster shape is not imposed, and is allowed to follow the distributed positioning of CHs, the cluster shapes follow a Voroni diagram. The latter approach is adopted in this work for its generality. For the latter case, one can derive  $d_F$ , which represents the average distance between two nodes in an area where flat multi-hop routing algorithm is applied, as follows:

$$\pi d_F^2 \rho = 2$$

$$d_F = \sqrt{\frac{2}{\pi \rho}}. \quad (17)$$

Similarly, the average distance between two CHs,  $d_{CH}$ , can be derived by following Eq. (17),

$$\begin{aligned} \pi d_{CH}^2 \rho \delta &= 2 \\ d_{CH} &= \sqrt{\frac{2}{\pi \rho \delta}}. \end{aligned} \quad (18)$$

The average distance between CMs and their respective CH,  $d_{CM}$ , i.e., the average radius of one cluster, can be derived as follows:

$$\begin{aligned} \pi d_{CM}^2 \rho \delta &= 1 \\ d_{CM} &= \sqrt{\frac{1}{\pi \rho \delta}}. \end{aligned} \quad (19)$$

Secondly, since  $\epsilon_1 \gg \epsilon_2$ , from Eq. (2), and by setting  $\phi$  equal to the common value of two [8], [21], one can make the following approximation,

$$\frac{e(d)}{d} \cong \epsilon_1 d. \quad (20)$$

Energy consumption of the SCA in the case that the hybrid boundary is inside the SCA,  $E^{IN}$ , expressed in Eq. (13) as a polynomial function of  $\beta$ , can be rewritten by substituting Eqs. (17)-(20) into the variables  $A_1, A_2, A_3, A_4$  as follows:

$$\begin{aligned} A_1 &= \frac{1}{3} \pi m \rho R_o^3 \{ \gamma \epsilon_1 d_{CH} + (2 - 3\gamma) \epsilon_1 d_F \} \\ &\cong \frac{1}{3} \sqrt{2\pi} m R_o^3 \sqrt{\rho} \epsilon_1 \left\{ 2 + \gamma \left( \frac{1}{\sqrt{\delta}} - 3 \right) \right\} \end{aligned} \quad (21)$$

$$\begin{aligned} A_2 &= -\pi m \rho R_o^2 (1 - \delta) \epsilon_1 d_{CM}^2 \\ &\cong -m R_o^2 \epsilon_1 \left\{ \frac{1 - \delta}{\delta} \right\} \end{aligned} \quad (22)$$

$$\begin{aligned} A_3 &= -\pi m \rho \gamma R_o^3 (\epsilon_1 d_{CH} - \epsilon_1 d_F) \\ &\cong -\sqrt{2\pi} m \epsilon_1 R_o^3 \gamma \left\{ \frac{1}{\sqrt{\delta}} - 1 \right\} \end{aligned} \quad (23)$$

$$\begin{aligned} A_4 &= \frac{1}{3} \pi m \rho R_o^2 \alpha \{ 3(1 - \delta) \gamma \epsilon_1 d_{CM}^2 + \gamma R_o (3 - \alpha^2) \epsilon_1 d_{CH} \} \\ &\cong \frac{1}{3} \sqrt{\pi} m \epsilon_1 R_o^2 \alpha \sqrt{\rho} \times \\ &\quad \left\{ \frac{3}{2\sqrt{\pi} \rho} \cdot \frac{1 - \delta}{\delta} \alpha + \gamma R_o (3 - \alpha^2) \sqrt{\frac{2}{\delta}} \right\}. \end{aligned} \quad (24)$$

Similarly, the energy consumption of the SCA when the hybrid boundary is outside the SCA, Eq. (5), can be rewritten by using the value of  $d_f$  from Eq. (17) as follows:

$$\begin{aligned} E^{OUT} &= E_S^{OUT} + E_R^{OUT} \\ &\cong \frac{1}{3} \sqrt{2\pi} m \epsilon_1 R_o^3 \sqrt{\rho} \{ 2\alpha^3 + 3\alpha \{ \gamma + (1 - \gamma) \beta^2 - \alpha^2 \} \}. \end{aligned} \quad (25)$$

### C. Optimal hybrid boundary

The location of the hybrid boundary can be determined by solving for  $\beta$  in

$$(E_{SCA}^{IN})' = 0. \quad (26)$$

Thus,

$$\beta = \frac{\left( \frac{1-\delta}{\delta} \right)^+ \sqrt{\left( \frac{1-\delta}{\delta} \right)^2 + 2\pi\rho\gamma R_o^2 \left( \frac{1}{\sqrt{\delta}} - 1 \right) \{ 2 + \gamma \left( \frac{1}{\sqrt{\delta}} - 3 \right) \}}{\sqrt{2\pi\rho} R_o \{ 2 + \gamma \left( \frac{1}{\sqrt{\delta}} - 3 \right) \}}. \quad (27)$$

As apparent from the parameters in Eq. (27), the optimal hybrid boundary is dependent on the adopted flat and hierarchical routing algorithms, as well as environmental parameters. In the following section, we elaborate by showing how the optimal hybrid boundary behaves for different environmental parameters by using our mathematical model, and complement the analysis by simulations using Network Simulator version 2 (NS2) [43].

### D. Validation

Fig. 2 represents the graph of Eq. (27), and shows the value of the optimal  $\beta$  for different values of  $\gamma$  and  $\delta$  for  $R_o = 1000m$  and  $R_o = 1200m$ ; these parameters have an observable impact on the optimal hybrid boundary, unlike environmental node density  $\rho$ . It is important to note that the maximum value of  $\beta$  is limited to the value of  $\alpha$ , which is dependent on the maximum transmission range of the sensor nodes. The adopted transmission range in the remainder is set to be  $600m$ . The graphs demonstrate the trade-off between utilizing flat and hierarchical multi-hop routing in the SCA. As  $\gamma$  decreases and  $\delta$  increases,  $\beta$  will decrease, thus increasing the area of hierarchical multi-hop routing, and consequentially, HYMN will become purely hierarchical multi-hop routing.

1) *Field size*: The ratio between the power consumed for transmitting data originated from within the SCA to the power consumed for relaying the data originated from outside the SCA to the sink node, is determined by two parameters, the sensing field radius,  $R_o$ , and the SCA radius,  $\alpha$ . As this ratio decreases, so does the significance of power consumed for transmitting the data originated from within the SCA. Accordingly, the dividends gained by applying a hierarchical multi-hop routing algorithm in the SCA become insignificant. In other words, as the field size,  $R_o$ , grows, the hybrid boundary moves to coincide with the SCA's edge. Fig. 3(a) shows the energy consumption of the SCA as it changes with the hybrid boundary location,  $\beta$ , for different values of field size,  $R_o$ . From the figure, it is clearly evident that the optimal hybrid boundary moves to coincide with the SCA's edge as the field size increases.

2) *Compression ratio*: The merit of applying hierarchical multi-hop routing algorithm is to limit the flow of data in the WSN. Its effectiveness is related to the compression ratio,  $\gamma$ , as this value decreases so does the volume of data flowing in the WSN; similarly, increasing the size of the hierarchical multi-hop routing area yields lower power consumption in the SCA. This phenomenon is illustrated in Fig. 3(b), which shows the change of energy consumption of the SCA with respect to the hybrid boundary,  $\beta$ , for different values of compression rate. The figure shows the optimal hybrid boundary moving inside the SCA as the compression rate decreases.

3) *CH ratio*: Hierarchical multi-hop routing suffers from relatively large transmission distance. The difference in transmission distance between hierarchical multi-hop routing and

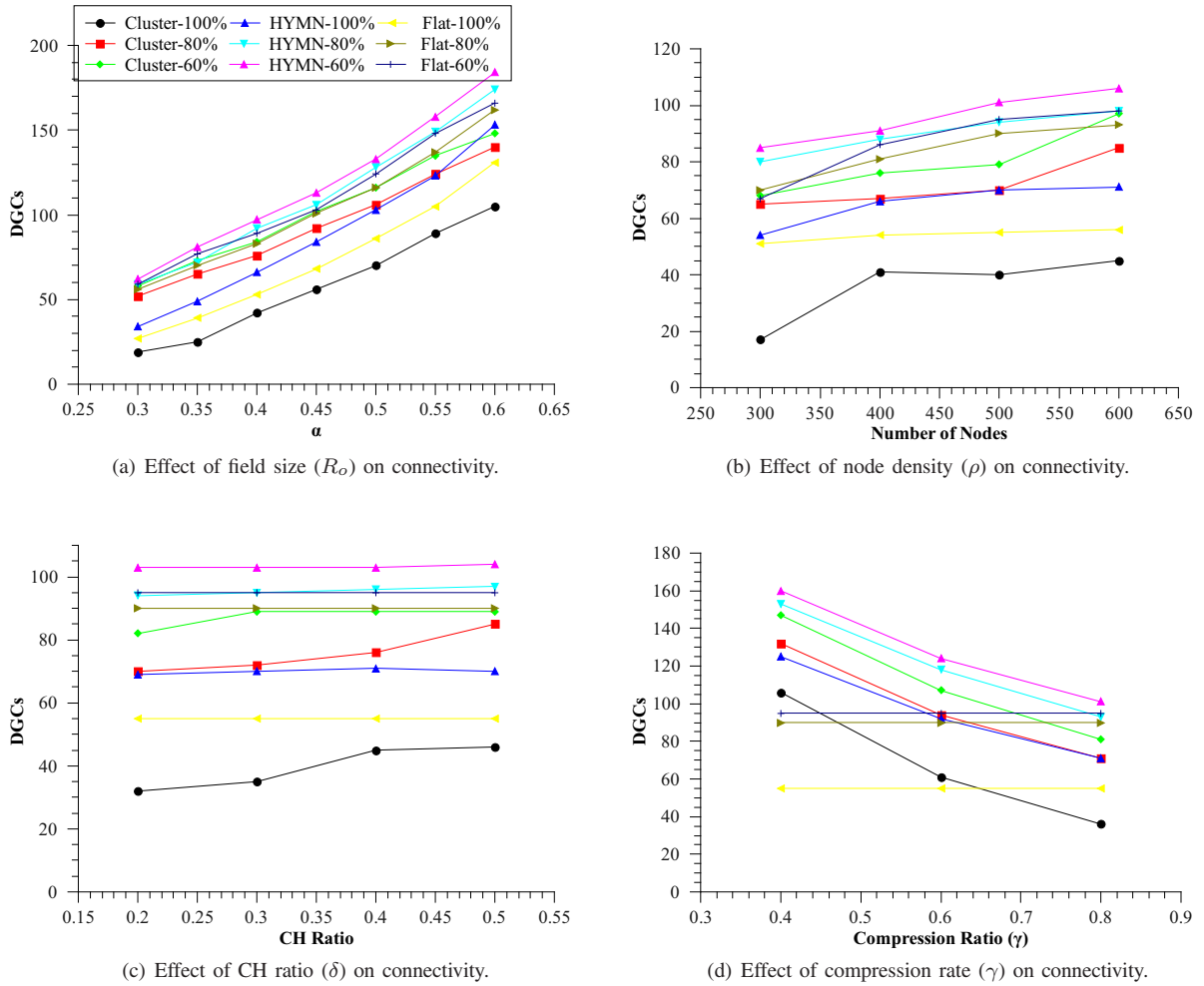


Fig. 4. Performance evaluation.

flat multi-hop routing can be quantified by examining the CH ratio,  $\delta$ , which represents the ratio of CH to the total number of nodes in the WSN. As the inter-cluster transmission distance increases, so does the energy consumption of the hierarchical multi-hop routing area. In effect, this pushes the optimal hybrid boundary to coincide with the SCA's edge. Fig. 3(c) illustrates the change of energy consumption of the SCA with respect to the hybrid boundary,  $\beta$ , for different values of the CH ratio. As shown in the graph, as the CH ratio decreases, the hybrid boundary moves away from the sink node to coincide with the SCA's edge.

## VI. PERFORMANCE COMPARISON

We investigate the performance of HYMN, as compared to the two conventional categories of multi-hop routing algorithm, flat and hierarchical. NS2 was used to execute our experiments. Sensor nodes are placed according to a random uniform distribution within a circular sensing field centered at the sink node. All the parameters in our simulation settings have been varied to examine their effect on performance. In other words, the area size and number of nodes are varied to cover a wide range of sensor node density and deployment requirements. Additionally, the CH ratio and compression rate cover a wide range of hierarchical multi-hop routing

characteristics. Table I lists the configuration of the communication circuitry characteristic parameters, which are set according to the values reported by the works in [29], [35]; unless it is stated otherwise, the values in the table reflect the common simulation environment. Since the maximum transmission range of the nodes is 600m, the SCA is also a circular area with a radius of 600m having its center at the sink node. We assume that the nodes are distributed without large deviation in node density, i.e., the number of nodes in the SCA does not deviate much to accurately measure the lifetime in our conducted simulations. The simulation is set up so that all nodes in the WSN send a single packet periodically in a time frame referred to as Data Gathering Cycle (DGC). All packets need to be routed to the sink node. To illustrate the concept of HYMN, Toh's method [29] and a multi-hop variant of LEACH [36] have been employed inside and outside of the SCA, respectively. Also, these two notable multi-hop routing algorithms have been used to compare HYMN with flat and hierarchical multi-hop routing algorithms.

The performance considers the effect of deployment constraints (i.e., deployment size,  $R_o$ , and node density,  $\rho$ ) and hierarchical multi-hop routing characteristic values (i.e., CH ratio,  $\delta$ , and compression ratio,  $\gamma$ ). *connectivity*, defined as,



$$Connectivity = \frac{Number\ of\ Nodes\ Connected\ to\ Sink}{Number\ of\ Nodes}, \quad (28)$$

is used as a metric for performance evaluation. The number of DGCs that the network can sustain before *connectivity* decreases below the values of 100%, 80%, and 60% was measured and will be presented next. We adopt the notation of *algorithm type-XX%* to show how many DGCs can a routing algorithm of *algorithm type* sustain XX% of connectivity.

#### A. Deployment size

In Fig. 4(a), the ratio between SCA's radius and deployment size,  $\alpha$ , is varied by changing the deployment size,  $R_o$ , and the resulting *connectivity* is plotted. It is apparent that *connectivity* is lost in a much more rapid manner with lower values of  $\alpha$ . Additionally, we observe that HYMN sustains connectivity for the longest period. The reasons are that HYMN utilizes both efficient transmission distance and compression that results in better scalability as compared to the contemporary categories of multi-hop routing algorithm, and that HYMN is much more suitable for large-scale WSN deployments.

#### B. Node density

Fig. 4(b) demonstrates the effect of node density,  $\rho$ , on *connectivity*. As the node density is changed by modifying the number of nodes, *connectivity* is measured and exhibited. Apparent from the figure, as  $\rho$  increases, *connectivity* is sustained for longer periods. HYMN successfully prolongs the period of *connectivity* for all values of node density. The lag in performance by hierarchical multi-hop routing is attributed to the relatively fewer number of nodes acting as CHs, thus resulting in longer inefficient transmission ranges in the SCA, which attribute to higher energy consumption in the SCA.

#### C. CH ratio

Fig. 4(c) shows the corresponding values of *connectivity* as the CH ratio,  $\delta$ , is altered. In the figure, flat multi-hop routing and HYMN are virtually unaffected by  $\delta$  because  $\delta$  does not affect the number of nodes in the SCA. On the other hand, the hierarchical multi-hop routing algorithm improves with higher values of  $\delta$ , with HYMN sustaining its superior performance. Hierarchical multi-hop routing performance will only be able to come close to that of HYMN for impractically large values of  $\delta$ . It is worth noting that  $\delta$  is a characteristic value of hierarchical multi-hop routing algorithms.

#### D. Compression ratio

Fig. 4(d) exhibits the effect of the compression rate,  $\gamma$ , on *connectivity*. Intuitively, lower values of  $\gamma$  decrease the volume of flowing data, thus prolonging the longevity of the WSN. Flat multi-hop routing is independent of  $\gamma$ , and hence does not change the lifetime of the WSN. On the other hand, HYMN and hierarchical multi-hop routing algorithms benefit with lower values of  $\gamma$  because of the decrease of flowing

data in the WSN. Evident from the figure, HYMN sustains *connectivity* for the largest number of DGCs, and this is made possible by utilizing efficient transmission distances in the SCA that decreases the energy consumption of the SCA. Practically, the value  $\gamma$  is dictated by the nature of collected data, data correlation, and the employed compression algorithm.

As demonstrated in our results, HYMN successfully prolongs network lifetime by avoiding sink node isolation, thus sustaining *connectivity* for longer periods, and surpassing the two contemporary categories of multi-hop routing algorithms.

## VII. CONCLUSION

In this paper, we have examined the longevity of wireless sensor networks. Wireless sensor network routing algorithms are widely classified into two categories, flat multi-hop routing algorithms, which are excellent in their ability in minimizing the total power consumption of the network by efficient transmission distances, and hierarchical multi-hop routing algorithms, which decrease the volume of data flow in the network by capitalizing on the highly correlated nature of the collected data by applying data aggregation. In both categories, sink node isolation limits the longevity of the wireless sensor network. We have proposed HYMN and shown through mathematical analysis the power consumption and the conditions for optimality of HYMN. Finally, through extensive simulations, we have shown that HYMN considerably improves the longevity of wireless sensor networks. In conclusion, HYMN is promising in terms of its ability to improve the longevity of wireless sensor networks.

## APPENDIX A

### HYBRID BOUNDARY INSIDE THE SCA

We have shown in Sec V that the optimal hybrid boundary coincides with the SCA's edge and can exist within the SCA depending on the environmental settings (e.g., monitored field size, node density) and cluster-specific parameters (e.g., CH ratio, compression rate). In this section, we further scrutinize the conditions that govern the optimal hybrid boundary location. The behavior of the optimal hybrid boundary can be understood by examining the first-order derivative of Eq. (13) as follows,

$$\begin{aligned} (E_{\beta=\alpha}^{IN})' &= 3A_1\alpha^2 + 2A_2\alpha + A_3 \\ &= \varphi\sqrt{2\pi}R_o\sqrt{\rho}\times \\ &\quad \left\{ 2\alpha^2 + \gamma\left(\frac{1}{\sqrt{\delta}} - 1\right)(\alpha^2 - 1) - 2\gamma\alpha^2 \right\} - 2\varphi\frac{1-\delta}{\delta}\alpha \\ &= \varphi\sqrt{2\pi}R_o\sqrt{\rho}\times \\ &\quad \left\{ 2\alpha^2(1-\gamma) - \gamma\left(\frac{1}{\sqrt{\delta}} - 1\right)(1-\alpha^2) \right\} - 2\varphi\frac{1-\delta}{\delta}\alpha, \end{aligned} \quad (29)$$

where  $\varphi = mR_o^2\epsilon_1$ . Considering the case where  $\gamma = 1$ , i.e., no compression, the above equation can be reformulated as

follows,

$$(E_{\beta=\alpha|\gamma=1}^{IN})' = -\varphi\left(\frac{1}{\sqrt{\delta}} - 1\right) \times \left\{ \sqrt{2\pi} R_o \sqrt{\rho}(1 - \alpha^2) + 2\left(\frac{1}{\sqrt{\delta}} + 1\right) \right\}. \quad (30)$$

As evident from this equation, the gradient of  $(E_{\beta=\alpha|\gamma=1}^{IN})'$  is negative, implying that the optimal hybrid boundary coincides with the SCA's edge. This result is intuitive because using hierarchical multi-hop routing becomes meaningless if there is no compression. On the other hand, if  $\gamma \neq 1$ , i.e., there is compression, then we can derive the value of  $\gamma$  required for the optimal hybrid boundary to exist inside the SCA from Eq. (29) as follows,

$$(E_{\beta=\alpha|\gamma \neq 1}^{IN})' = 0$$

$$\gamma \leq \frac{2\alpha^2 - \frac{2}{\sqrt{2\pi} R_o \sqrt{\rho}} \left(\frac{1-\delta}{\delta}\right)}{2\alpha^2 + \left(\frac{1}{\sqrt{\delta}} - 1\right)(1 - \alpha^2)}. \quad (31)$$

#### REFERENCES

- [1] I. Akyildiz, W. Su, Y. Sankarasubramaniam, and E. Cayirci, "A survey on sensor networks," *IEEE Commun. Mag.*, vol. 40, pp. 102–114, Aug. 2002.
- [2] J. Yick, B. Mukherjee, and D. Ghosal, "Wireless sensor network survey," *Computer Networks*, vol. 52, no. 12, pp. 2292–2330, 2008.
- [3] M. Tubaishat and S. Madria, "Sensor networks: an overview," *IEEE Potentials*, vol. 22, no. 2, pp. 20–23, 2003.
- [4] J. Chen, W. Xu, S. He, Y. Sun, P. Thulasiraman, and X. Shen, "Utility-based asynchronous flow control algorithm for wireless sensor networks," *IEEE J. Sel. Areas Commun.*, vol. 28, pp. 1116–1126, Sep. 2010.
- [5] J. Chen, S. He, Y. Sun, P. Thulasiraman, and X. S. Shen, "Optimal flow control for utility-lifetime tradeoff in wireless sensor networks," *Computer Networks*, vol. 53, no. 18, pp. 3031–3041, 2009.
- [6] H. Nishiyama, A. Abdulla, N. Ansari, Y. Nemoto, and N. Kato, "Hymn to improve the longevity of wireless sensor networks," in *Proc. 2010 IEEE GLOBECOM*, pp. 1–5.
- [7] H. Ammari and S. Das, "Promoting heterogeneity, mobility, and energy-aware Voronoi diagram in wireless sensor networks," *IEEE Trans. Parallel and Distrib. Syst.*, vol. 19, pp. 995–1008, July 2008.
- [8] W. Guo, Z. Liu, and G. Wu, "Poster abstract: an energy-balanced transmission scheme for sensor networks," in *Proc. 2003 International Conference on Embedded Networked Sensor Systems*, pp. 300–301.
- [9] A. Wadaa, S. Olariu, L. Wilson, K. Jones, and Q. Xu, "On training a sensor network," in *Proc. 2003 Parallel and Distributed Processing Symposium*, p. 8.
- [10] S. Olariu and I. Stojmenovic, "Design guidelines for maximizing lifetime and avoiding energy holes in sensor networks with uniform distribution and uniform reporting," in *Proc. 2006 IEEE INFOCOM*, pp. 1–12.
- [11] J. Luo and J.-P. Hubaux, "Joint mobility and routing for lifetime elongation in wireless sensor networks," in *Proc. 2005 IEEE INFOCOM*, vol. 3, pp. 1735–1746.
- [12] H. Nakayama, N. Ansari, A. Jamalipour, and N. Kato, "Fault-resilient sensing in wireless sensor networks," *Computer Commun.*, vol. 30, no. 11–12, pp. 2375–2384, 2007.
- [13] S. He, J. Chen, Y. Sun, D. Yau, and N. K. Yip, "On optimal information capture by energy-constrained mobile sensors," *IEEE Trans. Veh. Technol.*, vol. 59, pp. 2472–2484, June 2010.
- [14] S. Gandham, M. Dawande, R. Prakash, and S. Venkatesan, "Energy efficient schemes for wireless sensor networks with multiple mobile base stations," in *Proc. 2003 IEEE GLOBECOM*, vol. 1, pp. 377–381.
- [15] J. Li and P. Mohapatra, "Analytical modeling and mitigation techniques for the energy hole problem in sensor networks," *Pervasive Mob. Comput.*, vol. 3, pp. 233–254, June 2007.
- [16] E. Oyman and C. Ersoy, "Multiple sink network design problem in large scale wireless sensor networks," in *Proc. 2004 ICC*, vol. 6, pp. 3663–3667.
- [17] X. Wu, G. Chen, and S. Das, "Avoiding energy holes in wireless sensor networks with nonuniform node distribution," *IEEE Trans. Parallel and Distrib. Syst.*, vol. 19, pp. 710–720, May 2008.
- [18] M. Perillo, Z. Cheng, and W. Heinzelman, "On the problem of unbalanced load distribution in wireless sensor networks," in *Proc. 2004 IEEE Global Telecommunications Conference Workshops*, pp. 74–79.
- [19] Y. Bi, N. Li, and L. Sun, "Dar: an energy-balanced data-gathering scheme for wireless sensor networks," *Computer Commun.*, vol. 30, no. 14–15, pp. 2812–2825, 2007.
- [20] S. Soro and W. Heinzelman, "Prolonging the lifetime of wireless sensor networks via unequal clustering," in *Proc. 2005 IEEE Parallel and Distributed Processing Symposium*, p. 8.
- [21] M. Perillo, Z. Cheng, and W. Heinzelman, "An analysis of strategies for mitigating the sensor network hot spot problem," in *Proc. 2005 International Conference on Mobile and Ubiquitous Systems: Networking and Services*, pp. 474–478.
- [22] V. Mhatre, C. Rosenberg, D. Kofman, R. Mazumdar, and N. Shroff, "A minimum cost heterogeneous sensor network with a lifetime constraint," *IEEE Trans. Mobile Comput.*, vol. 4, pp. 4–15, Jan.-Feb. 2005.
- [23] J. Al-Karaki and A. Kamal, "Routing techniques in wireless sensor networks: a survey," *IEEE Wireless Commun.*, vol. 11, no. 6, pp. 6–28, 2004.
- [24] H. Luo, Y. Liu, and S. Das, "Routing correlated data in wireless sensor networks: a survey," *IEEE Network*, vol. 21, no. 6, pp. 40–47, 2007.
- [25] I. Khan and M. Javed, "A survey on routing protocols and challenge of holes in wireless sensor networks," in *Proc. 2008 International Conference on Advanced Computer Theory and Engineering*, pp. 161–165.
- [26] K. Akkaya and M. Younis, "A survey on routing protocols for wireless sensor networks," *Ad Hoc Networks*, vol. 3, no. 3, pp. 325–349, 2005.
- [27] S. Singh, M. Woo, and C. S. Raghavendra, "Power-aware routing in mobile ad hoc networks," in *Proc. 1998 ACM/IEEE International Conference on Mobile Computing and Networking*, pp. 181–190.
- [28] V. Rodoplu and T. Meng, "Minimum energy mobile wireless networks," *IEEE J. Sel. Areas Commun.*, vol. 17, pp. 1333–1344, Aug. 1999.
- [29] C.-K. Toh, "Maximum battery life routing to support ubiquitous mobile computing in wireless ad hoc networks," *IEEE Commun. Mag.*, vol. 39, pp. 138–147, June 2001.
- [30] J. Aslam, Q. Li, and D. Rus, "Three power-aware routing algorithms for sensor networks," *Wireless Commun. and Mobile Comput.*, vol. 3, pp. 187–208, 2002.
- [31] J.-H. Chang and L. Tassiulas, "Maximum lifetime routing in wireless sensor networks," *IEEE/ACM Trans. Networking*, vol. 12, pp. 609–619, Aug. 2004.
- [32] R. Madan and S. Lall, "Distributed algorithms for maximum lifetime routing in wireless sensor networks," *IEEE Trans. Wireless Commun.*, vol. 5, no. 8, pp. 2185–2193, 2006.
- [33] Y. Xue, Y. Cui, and K. Nahrstedt, "Maximizing lifetime for data aggregation in wireless sensor networks," *Mob. Netw. Appl.*, vol. 10, pp. 853–864, Dec. 2005.
- [34] A. Sankar and Z. Liu, "Maximum lifetime routing in wireless ad-hoc networks," in *Proc. 2004 IEEE INFOCOM*, vol. 2, pp. 1089–1097.
- [35] W. Heinzelman, A. Chandrakasan, and H. Balakrishnan, "An application-specific protocol architecture for wireless microsensor networks," *IEEE Trans. Wireless Commun.*, vol. 1, pp. 660–670, Oct. 2002.
- [36] J. Neander, E. Hansen, M. Nolin, and M. Bjorkman, "Asymmetric multihop communication in large sensor networks," in *Proc. 2006 International Symposium on Wireless Pervasive Computing*, p. 7.
- [37] O. Younis and S. Fahmy, "Heed: a hybrid, energy-efficient, distributed clustering approach for ad hoc sensor networks," *IEEE Trans. Mobile Comput.*, vol. 3, no. 4, pp. 366–379, 2004.
- [38] S. Yi, J. Heo, Y. Cho, and J. Hong, "Peach: power-efficient and adaptive clustering hierarchy protocol for wireless sensor networks," *Comput. Commun.*, vol. 30, pp. 2842–2852, Oct. 2007.
- [39] Y. Zhuang, J. Pan, and L. Cai, "Minimizing energy consumption with probabilistic distance models in wireless sensor networks," in *Proc. 2010 IEEE INFOCOM*, pp. 1–9.
- [40] Y. Zhuang and J. Pan, "Random distances associated with rhombuses," in arXiv:1106.1257v1, 2011.
- [41] Y. Zhuang and J. Pan, "Random distances associated with hexagons," in arXiv:1106.2200, 2011.
- [42] Ball Line Picking. Available: <http://mathworld.wolfram.com/BallLinePicking.html>.
- [43] The Network Simulator - ns-2. Available: <http://www.isi.edu/nsnam/ns/>.



**Ahmed E.A.A. Abdulla** (S'10) received the B.Sc. degree in computer engineering from Jordan University of Science and Technology, Irbid, Jordan, in 2008 and the M.S. degree from the Graduate School of Information Sciences (GSIS), Tohoku University, Sendai, Japan in 2012. Currently, he is pursuing the Ph.D. degree at GSIS. His research interests include power-aware routing for ad hoc and sensor networks.



**Hiroki Nishiyama** (M'08) received his M.S. and Ph.D. in Information Science from Tohoku University, Japan, in 2007 and 2008, respectively. He was awarded a Research Fellowship from the Japan Society for the Promotion of Science (JSPS) for his graduate studies in the Graduate School of Information Sciences at Tohoku University, and upon acquiring his Ph.D. degree he was recruited as Assistant Professor in the same school. He received Best Paper Awards from the 2010 IEEE Global Communications Conference (GLOBECOM 2010) and the 2009 IEEE International Conference on Network Infrastructure and Digital Content (IC-NIDC 2009). He was also a recipient of the 2009 FUNAI Foundation's Research Incentive Award for Information Technology. His current research includes traffic engineering, congestion control, satellite communications, ad hoc and sensor networks, and network security. He is a member of the Institute of Electronics, Information and Communication Engineers (IEICE).



**Jie Yang** received her B.E., M.E., and Ph.D. degrees from Beijing University of Posts and Telecommunications, shortly BUPT, China in 1993, 1999, and 2007 respectively. Currently she is an associate professor and deputy dean of School of Information and Communication Engineering, BUPT. Her research interests include broadband network technology, information theory in communication systems, network traffic monitoring, and P2P network technology.



**Nirwan Ansari** (S'78–M'83–SM'94–F'09) received the B.S.E.E. (summa cum laude with a perfect GPA) from the New Jersey Institute of Technology (NJIT), Newark, in 1982, the M.S.E.E. degree from University of Michigan, Ann Arbor, in 1983, and the Ph.D. degree from Purdue University, West Lafayette, IN, in 1988. He joined NJIT's Department of Electrical and Computer Engineering as Assistant Professor in 1988, tenured and promoted to Associate Professor in 1993, and has been Full Professor since 1997. He has also assumed various administrative positions at NJIT. He authored *Computational Intelligence for Optimization* (Springer, 1997) with E.S.H. Hou, and edited *Neural Networks in Telecommunications* (Springer, 1994) with B. Yuh. His research focuses on various aspects of broadband networks and multimedia communications. He has contributed more than 400 technical papers, over one third of which were published in widely cited refereed journals/magazines. He has also guest edited a number of special issues, covering various emerging topics in communications and networking. He has served on the Advisory Board and Editorial Board of eight journals, including as a Senior Technical Editor of *IEEE Communications Magazine* (2006–2009). He has been serving the IEEE in various capacities such as Chair of IEEE North Jersey COMSOC Chapter, Chair of IEEE North Jersey Section, Member of IEEE Region 1 Board of Governors, Chair of IEEE COMSOC Networking TC Cluster, Chair of IEEE COMSOC Technical Committee on Ad Hoc and Sensor Networks, and Chair/TPC Chair of numerous conferences/symposia. Some of his recent recognitions include IEEE Leadership Award (2007, from Central Jersey/Princeton Section), the NJIT Excellence in Teaching in Outstanding Professional Development (2008), IEEE MGA Leadership Award (2008), the NCE Excellence in Teaching Award (2009), a couple of best paper awards, a Thomas Alva Edison Patent Award (2010), and designation as an IEEE COMSOC Distinguished Lecturer (2006–2009). He has been awarded 15 US patents.



**Nei Kato** (M'03–A'04–SM'05) received his M.S. and Ph.D. Degrees in information engineering from Tohoku University, Japan, in 1988 and 1991, respectively. He joined Computer Center of Tohoku University at 1991, and has been a full professor with the Graduate School of Information Sciences since 2003. He has been engaged in research on satellite communications, computer networking, wireless mobile communications, smart grid, image processing and neural networks. He has published more than 300 papers in peer-reviewed journals and conference proceedings. He currently serves as the Chair of IEEE Satellite and Space Communications Technical Committee, the Vice Chair of IEEE Ad Hoc & Sensor Networks Technical Committee, the Chair of the IEICE Satellite Communications Technical Committee, a technical editor of *IEEE Wireless Communications* (2006–), an editor of IEEE TRANSACTIONS ON WIRELESS COMMUNICATIONS (2008–), an editor of IEEE TRANSACTIONS ON PARALLEL AND DISTRIBUTED SYSTEMS, a co-guest-editor of several SIs of *IEEE Wireless Communications Magazine*. He has served as a symposium co-chair of GLOBECOM'07, ICC'10, ICC'11, ICC'12, Vice Chair of IEEE WCNC'10, WCNC'11, ChinaCom'08, ChinaCom'09, Symposia co-chair of GLOBECOM'12, and workshop co-chair of VTC2010. His awards include Minoru Ishida Foundation Research Encouragement Prize (2003), Distinguished Contributions to Satellite Communications Award from the IEEE Communications Society, Satellite and Space Communications Technical Committee (2005), the FUNAI information Science Award (2007), the TELCOM System Technology Award from Foundation for Electrical Communications Diffusion (2008), and the IEICE Network System Research Award (2009). IEEE GLOBECOM Best Paper Award (twice). Besides his academic activities, he also serves on the expert committee of Telecommunications Council, Ministry of Internal Affairs and Communications, and as the chairperson of ITU-R SG4 and SG7, Japan. Nei Kato is a Distinguished Lecturer of IEEE Communications Society(2012-213) and the PI of JSPS A3 Foresight Program(2011-2014).