

Lecture 5

- Force and Motion.
- Mass and Weight,
- Free Body Diagrams

(HR&W, Chapter 5)

<http://web.njit.edu/~sirenko/>
Physics 105; Summer 2006

Last Lecture: Projectile Motion

Horizontal motion

$$a_x = 0$$

Vertical motion

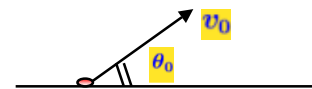
$$a_y = -g$$

In both directions the acceleration is constant

$$v_x = v_{0x} \equiv \text{constant}$$

$$x = x_0 + v_{0x}t$$

$$x - x_0 = v_{0x}t = (v_0 \cos \theta_0)t$$



$$v_y = v_{0y} - gt$$

$$y = y_0 + v_{0y}t - \frac{1}{2}gt^2$$

$$y - y_0 = v_{0y}t - \frac{1}{2}gt^2 = (v_0 \sin \theta_0)t - \frac{1}{2}gt^2$$

$$v_y = v_0 \sin \theta_0 - gt$$

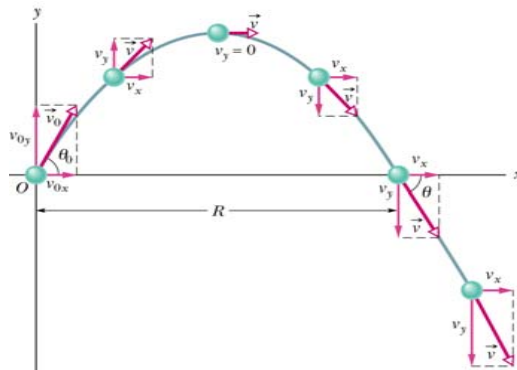
$$v_y^2 = (v_0 \sin \theta_0)^2 - 2g(y - y_0)$$

Projectile Motion; General Case


Trajectory and horizontal range

$$y = (\tan \theta_0)x - \frac{gx^2}{2(v_0 \cos \theta_0)^2}$$

$$R = \frac{v_0^2}{g} \sin 2\theta_0$$



Newton's Laws



- I. If no net **force** acts on a body, then the body's velocity cannot change.
- II. The net **force** on a body is equal to the product of the body's mass and acceleration.
- III. When two bodies interact, the **force** on the bodies from each other are always equal in magnitude and opposite in direction.

Objectives

- By the end of Week we should be able to
 - Formulate Newton's laws in our own words
 - Draw free-body-diagrams (FBDs) for a given problem
 - Explain the difference between static and kinetic frictional force
 - List a few reference frames where Newton's laws do not apply

Forces:



> Gravitational Force:

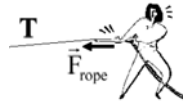
$$F = mg$$



> Archimedes Force

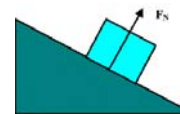


> Friction Force:

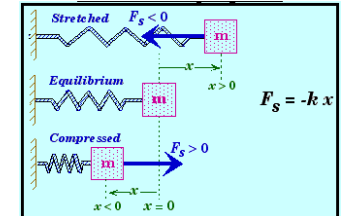


> Tension Force

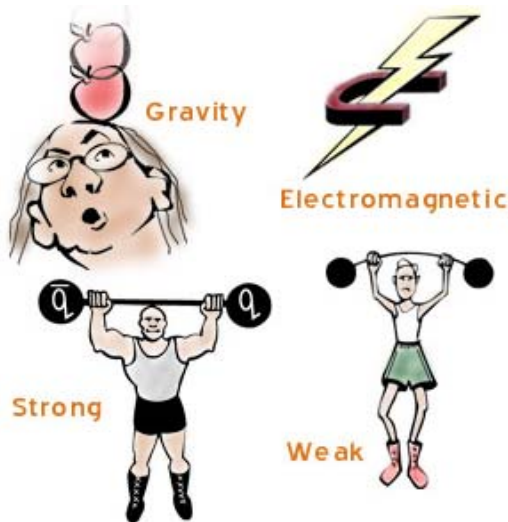
> Spring Force



> Normal Force



Forces:



Force is a vector. Units: [Newton]

$$1 \text{ N} = 1 \text{ kg} \cdot 1 \text{ m/s}^2$$

Force has direction and magnitude

Mass connects Force and Acceleration

Mass is a measure of inertia.

$$\vec{F}_{\text{tot}} = 0 \Leftrightarrow \vec{a} = 0 \text{ (constant velocity)}$$

$$\vec{F}_{\text{tot}} = m\vec{a} \text{ for any object}$$

$$F_{\text{tot},x} = ma_x \quad F_{\text{tot},y} = ma_y \quad F_{\text{tot},z} = ma_z$$

Forces:



› Gravitational Force:

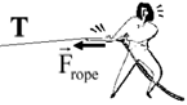
$$F = mg$$



› Archimedes Force

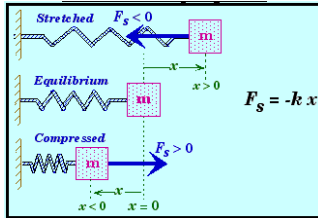


› Friction Force:



› Tension Force

› Spring Force



› Normal Force



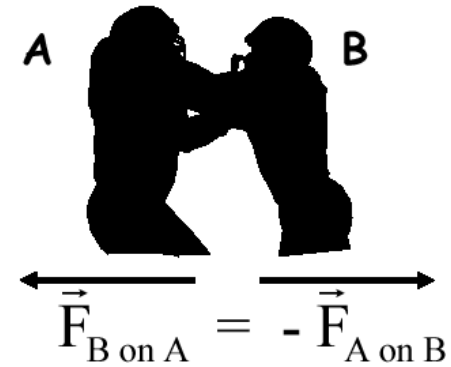
Lecture 5

Andrei Sirenko, NJIT

9

Newton's 3rd Law

When object A exerts a force \vec{F} on object B, then object B exerts force $-\vec{F}$ on object A




Lecture 5

Andrei Sirenko, NJIT

10

Gravitational Force:

$$F = mg; \quad g = 9.8 \text{ m/s}^2$$



$$|\vec{F}| = \gamma \frac{M \cdot m}{R^2}$$

$$|\vec{g}| = \gamma \frac{M}{R^2} = 9.8 \frac{\text{m}}{\text{s}^2}$$



$$R = 6,400 \text{ km}$$

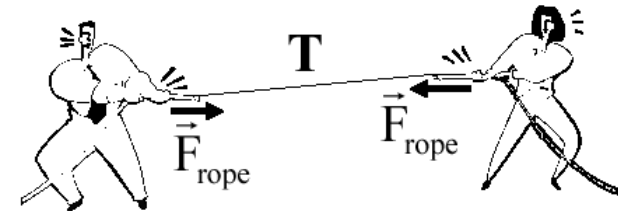
Lecture 5

Andrei Sirenko, NJIT

11

Tension: T

A taut rope exerts forces on whatever holds its ends



Tension in rope = Force on ends

$$|\vec{F}_{\text{on A}}| = T = |\vec{F}_{\text{on B}}|$$

Lecture 5

Andrei Sirenko, NJIT


12

Frictional Forces: \vec{F}_f

Force from surface or from surrounding fluid which oppose motion

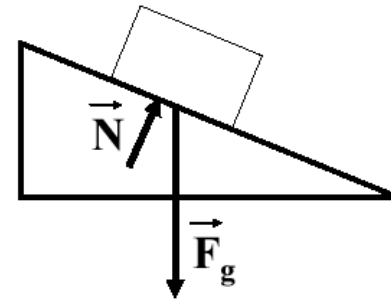
In direction opposite velocity if moving

In direction opposite vector sum of other forces if stationary



Normal Force: \vec{N}

Force from a solid surface which keeps objects from falling through



$\vec{N} \perp$ surface

Force on surface = $-\vec{N}$

Net Force

A free body diagram is used to calculate the net force on one object.

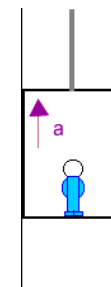
$$\vec{F}_{\text{net}} = m\vec{a}$$

The two equal forces in Newton's Third Law are on *different* objects.

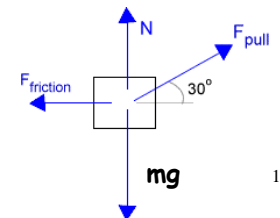

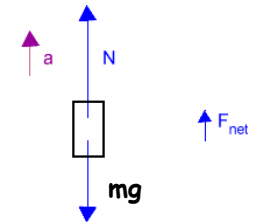
They don't appear on the same free body diagram.

EXAMPLES of Free Body Diagrams

Picture of Situation



FBD



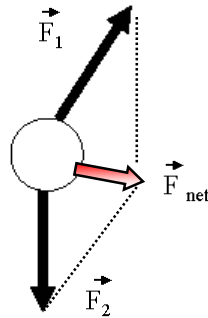
Dealing with Multiple Forces

If multiple forces are acting on the same object, the net force determines the acceleration.

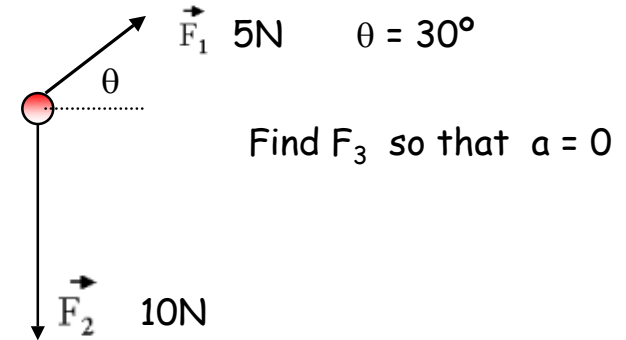
$$\vec{F}_{\text{net}} = \vec{F}_1 + \vec{F}_2$$

$$\vec{F}_{\text{net}} = m\vec{a}$$

Use a free body diagram to keep track of the forces on *one object*.



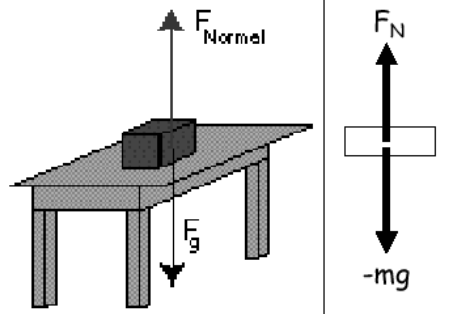
EXAMPLE



Normal Force

We don't fall through the floor

This is a constraint \longrightarrow Normal Force (F_N)



$$ma = F_N + F_G = 0$$

$$F_N = mg$$

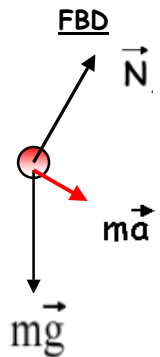
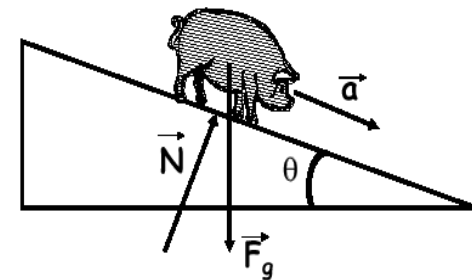
Just balances gravity to keep block on table

Note: normal force is *variable*

27

EXAMPLE

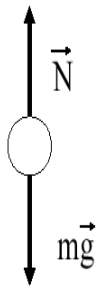
Pig on Frictionless Inclined Plane



$$m\vec{a} = m\vec{g} + \vec{N}$$

How do we jump ?

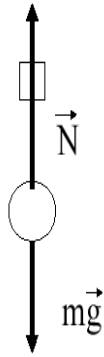
A standing person



No acceleration
 \Rightarrow
 Net force is zero

$$F_{\text{NET}} = |N| - mg = 0$$

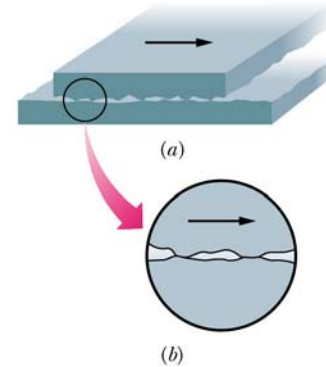
A jumping person



Acceleration
 \Rightarrow
 $F_{\text{NET}} = ma$

$$|N| - mg = ma > 0$$

Static and Kinetic Friction



Static frictional force

$$f_{s,\text{max}} = \mu_s N$$

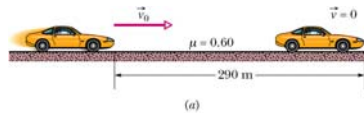
Kinetic frictional force

$$f_{k,\text{max}} = \mu_k N$$

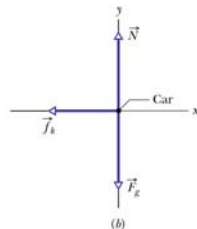
Kinetic Friction

Kinetic frictional force:

$$f_{k,\text{max}} = \mu_k N$$



Skid marks are 290 m long!
 $\mu_k = 0.6$ and $a = \text{const}$. How fast was the car going when the wheels became locked?



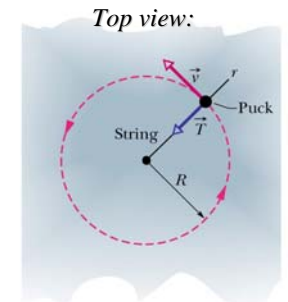
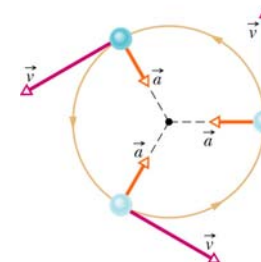
Uniform Circular Motion

Centripetal acceleration

$$a = \frac{v^2}{r}$$

Period

$$T = \frac{2\pi r}{v}$$



Centripetal force : $F = ma$

$$F = m \frac{v^2}{r}$$

QZ #5

Name, ID #, Section #

Problem 1:

What is the **acceleration** (in unit vectors notation) of a particle with $m = 2 \text{ kg}$ due to a combination of two forces:

$$\mathbf{F}_1 = (2\text{N})\mathbf{i} + (2\text{N})\mathbf{j} - (3\text{N})\mathbf{k} \text{ and } \mathbf{F}_2 = (-2\text{N})\mathbf{i} + (2\text{N})\mathbf{j} + (6\text{N})\mathbf{k}.$$

Problem 2:

What is the magnitude of the **acceleration** vector?

Problem 3:

What is the magnitude of the **Net Force** ?